



MAKING YOUR LIFE EASY



EXPERIENCE

EXCELL ELEVATORS PROVIDES COMPLETE ELEVATOR PACKAGES FOR MACHINE ROOM AND MACHINE ROOM-LESS APPLICATIONS. THESE OPEN ARCHITECTURE SOLUTIONS PROVIDE CUSTOMERS WITH THE MOST INNOVATIVE, HIGHEST PERFORMING AND MOST COST EFFECTIVE PRODUCTS IN THE INDUSTRY.

EXPERIENCE TECHNOLOGY INNOVATION

VISION

The vision at **Excell Elevators**, revolves around very basic principle of strong sales after service support to keep the customers satisfied.

We are strongly committed to long term, mutually beneficial relationship with our customers, built upon personal integrity and product and service excellence. We will achieve this through understanding customer's need while meeting the aspiration of our people.

MISSION

We aim to deliver results the right way-safely, ethically & profitably.

“We are a India based company with 15 years experience within the lift industry, during which time we have built up an unrivaled reputation for exceptional service.

We supply and install all types of lifts. In addition, we offer maintenance, repair and modernisation services for all makes and types.”

CHIRANJEEVI .K
Managing Director

Excell Elevators was founded in 2006 with a vision to provide best solutions for the Indian Vertical Transportation Needs. Since then we have installed and maintained lifts all over India.

We are well established in A.P. & Telangana, the commercial capital of India. Our clientele include leading Builders, Developers and Corporates spread all over India.

We install all types of Elevators. Our products cater to Residential, Commercial, Industrial and Hospital needs. Our products are designed to offer superior performance under a wide range of environmental conditions in India, keeping in mind harsh climates, uncertain power supply and specific applications.

Our products are designed with emphasis on Comfort, Safety & Speed. We at **Excell Elevators** incorporate modern technology to keep pace with the changing environmental and vertical transportation needs of the 21st century. With High Quality Material, Trained and Experienced Man Power we provide Quality Elevators and Excellent after Sales service.



REVOLUTION



NEW LIFT INSTALLATIONS

High quality lift installations

We offer incredible expertise in new lift installations of any kind, from passenger and goods carrying lifts to document hoists, platform lifts, scenic lifts and machine room-less lifts.

Indeed, our comprehensive range of lift installations includes:



Passenger Lifts

We install any kind of passenger lift and our speciality is customising them to meet your requirements.

Goods Lifts

You can rely on the expert and highly skilled team here at Elevators Ltd to provide you with a comprehensive goods lift installation.



Hospital Lifts

We offer Hospital Lifts for hospitals for easy transportation of bulky equipments as well as patients.

Hydraulic Lifts

We offer Hydraulic drive systems have a motor-pump unit which supplies pressurized fluid via flexible hoses to a hydraulic cylinder.



MRL Lifts

We are known for our effective variety of MRL Elevators, which do not required any space for machine room.

Service Lifts

Our service lifts provide the ideal solution to problems of moving heavy items or documents from one floor to another.





EE - Model-105



EE - Model-106



EE - Model-107



EE - Model-108




EE - Model-109




EE - Model-110



EE - Model-111



EE - Model-112



EE - Model-113

INNOVATION



MODERN LIFT CABINS

Space efficiency – Maximum car sizes with minimum shaft dimensions. Increases passenger' convenience while saving construction costs

Accessibility – Easy to use for everybody not only for disabled

Reliable design – Gearless Bharat Engineering Works Ecofriendly hoisting solution is reliable

Glamorous design – Wide selection of visually pleasing and durable materials and different glass cars available

Fully customization of elevator design is possible – Excell Elevators its visual design team to provide solution that is perfectly aligned with the architect's vision.

HELPING PEOPLE IN THOUSANDS OF OFFICE
AND RESIDENTIAL BUILDINGS GET TO WORK
ON TIME AND IN STYLE

OUR RANGE OF LIFT CABINS

- MS Cabin with Powder Coated
- MS Cabin with Glass
- SS Cabin with Glass
- SS Cabin Plan / SS Cabin Design
- SS Golden Plan /SS Golden Design




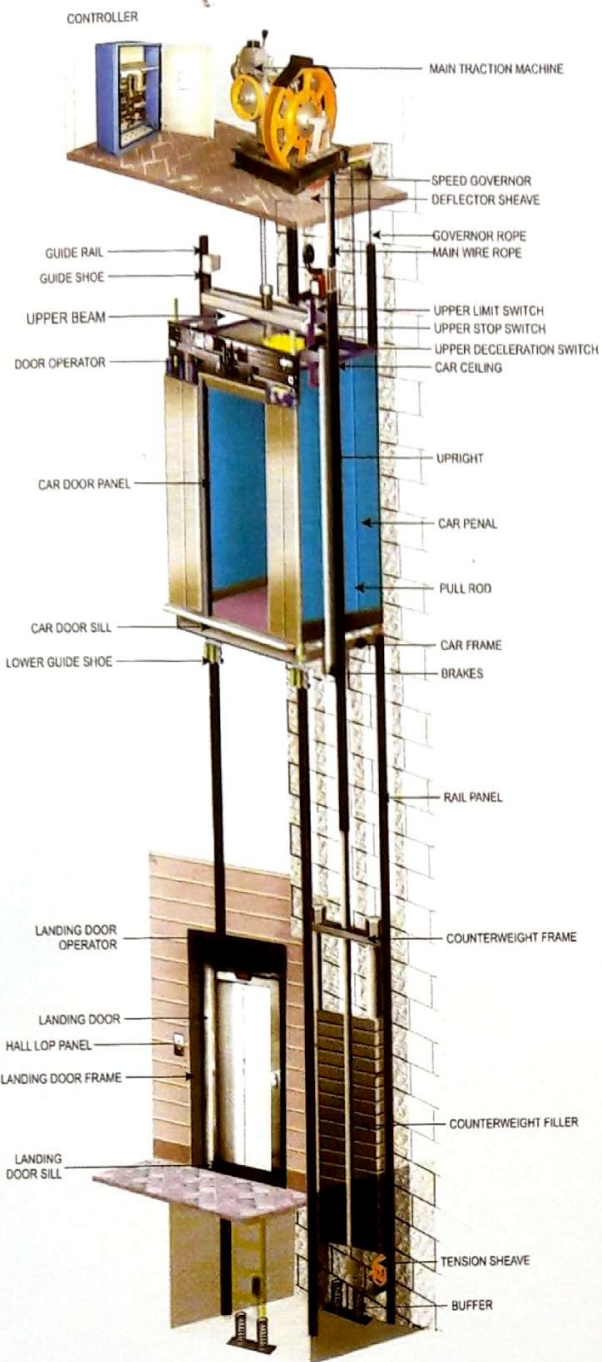


OUR IDEA OF BEAUTY..
AN ELEVATOR WITH A
THOUSAND FACES.



ELEGANT SELECTION

- Multifaceted Choice of Top-quality materials and Colours
- Exciting Light Effects through Dynamic RGB Led and Indirect Lighting
- Textured Materials for a Tactile and Sensual Experience
- Fascinating Blend of Classic and Futuristic Elements
- Structured Materials for a Feeling of exclusivity



INNOVATION

MODERN LIFT DOORS

The range of Excell Elevators series door drive systems is suitable both for new installation as well as Modernization of aged Elevators. Excell Elevators door operating systems are known for smooth, reliable and trouble free operations contributing enormously to the overall performance of the vertical transportation systems. Designed aesthetically and for higher efficiency, Excell Elevators door drive systems have the following features:

- Door speed adjustable at site for high opening and slow closing speed to suit building requirements.
- Metal door roller with rubber coating for high durability and low noise
- Door de-locking key in door frame (at landing) for better aesthetics
- Simple design for faster installation
- Sturdy and elegant looks
- Door frames at landings integral part of the doors
- Excell Elevators entrance detector fitted with infra-red screens safety and security of the passengers
- Fire retardant door panels as options
- Consistent performance year after years
- Low energy consumption Tailor made designs to suit low traffic medium traffic and high traffic detector and car door lock
- Pre-adjusted for applications of extra safety devices such photocell electronic detector and car door lock.



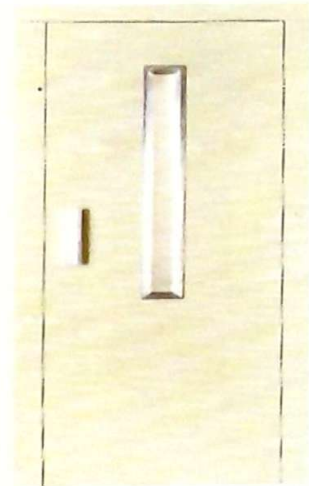
WE OFFER OUR CLIENTS A WIDE VARIETY OF LIFT DOORS AND DOOR FRAMES WHICH ARE MANUFACTURED BY A PREMIUM QUALITY MATERIAL TO ENSURE HIGH DURABILITY AND EFFICIENT PERFORMANCE.



COLLAPSIBLE DOORS



IMPERFORATED DOORS



SWING DOORS

...SAFETY CHECKS BY TRAINED
AND COMPETENT PERSONS...



BIG VISION AUTO DOORS



BIG VISION SWING DOORS



S.S. GLASS AUTO DOORS



S.S. AUTO DOORS

TRACTION MACHINES



CONTROL PANEL BOARDS

The controller is integrated with intellectual 16 bit / 32 bit micro processor control which can also be used for a group of elevators. VVVF drive is an integral part of all our controllers facilitating the optimum speed control system and achieving the best curves there by accurately adjusting the motor speed to accomplish the perfect soft feel when the elevator starts, stops or accelerates. This system also guarantees leveling accuracy, high efficiency and enormous energy saving.



Micro Processor Control Panel

Automatic Rescue Device (ARD)

TYPES OF HANDLES



SWITCHES & DISPLAYS COP'S & LOP'S

Signalizations are available that match the Excell Elevators interior for the painted steel car body the standard signalization is red LED illuminated buttons with direction arrows in the landing stations.

Scrolling Dot matrix display & LCD Display

The Scrolling display touch of class

1. Scrolling standard elevator new age
2. Floor indication - Alpha numeric

The monochrome LCD Display option comes with a host of offfriendly features

1. Scrolling Arrow
2. Floor Indication
3. Real time Clock date
4. Standard elevator messages

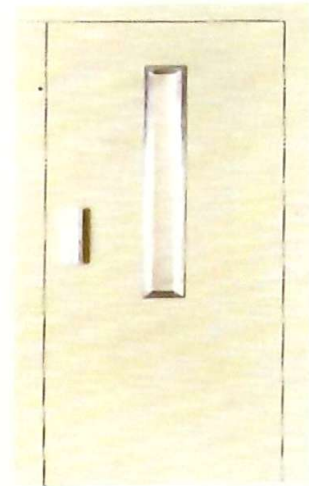




COLLAPSIBLE DOORS



IMPERFORATED DOORS



SWING DOORS

...SAFETY CHECKS BY TRAINED
AND COMPETENT PERSONS...



BIG VISION AUTO DOORS



BIG VISION SWING DOORS





S.S. GLASS AUTO DOORS



S.S. AUTO DOORS

CEILING AND LIGHTING


Fallceiling



FLOORING



DECORATIVE PATTERNS



INSPIRING COLLABORATION & DELIVERING EXTRAORDINARY RESULTS



We partner with Bharat Engineering Works with the most successful, progressive companies to build collaborative cultures and capabilities, create fresh solutions, and generate real results.

We believe in the power of collaboration to make ideas happen, and to make a positive impact on the world around us.



COLLABORATE. DEVELOP. INSPIRE. IMPACT.

GREENSTAR MINI

PMSM Gearless Machine for Home Elevators single-phase



No Machine Room



Gearless



Low Noise



Compact Design



- The new GreenStar Mini Simplifies vertical mobility inside your home.
- Travel comfortably to every floor.
- Give elderly and dependent people the freedom to move from floor to floor without using the stairs
- GreenStar Mini is a Gearless PMSM machine, ideal for loads up to 300 Kg and travel up to 15 meters
- GreenStar Mini is compact and facilitates elevators with a minimum of space and civil Work
- GreenStar mini operates on single-phase 230V domestic power supply.
- GreenStar Mini is silent, it uses no oil, reduces power consumption and is also eco-friendly.
- Unique design and layout permit entrance from three sides

PICK YOUR COLOUR



PSPO BROWN GLOSS	USHA BROWN GLOSS	CHOCOLATE BROWN GLOSS -2	HARDWARE BROWN GLOSS	PINK GLOSS	TELE MAGEATE GLOSS
ORANGE GLOSS -1	RED ORANGE GLOSS	SAFEX RED GLOSS	P O RED GLOSS	SIGNAL RED GLOSS	WINE RED GLOSS
MAROON GLOSS-2	RAL 7035 GLOSS	PEBBLE GREY GLOSS	MUNSHELL GREY GLOSS -2	LIGHT GREY GLOSS	SMOKE GREY GLOSS
D A GREY GLOSS	PURPLE GLOSS	BLACK GLOSS	SUPER JET BLACK GLOSS	SIGNAL WHITE GLOSS PP	TRAFFIC WHITE GLOSS PP
PURE WHITE GLOSS PP	OFF WHITE GLOSS PP	DEEP BLUE GLOSS PP	PEPSI BLUE GLOSS PP	ONAN GREEN GLOSS PP	IVORY GLOSS PP
MID BUFF GLOSS PP	GOLDEN YELLOW GLOSS PP	TAKE WOOD BROWN GL PP	NUT BROWN GLOSS PP	TELE MAGENTA GLOSS PP	SIGNAL ORANGE GLOSS PP
SAFEX RED GLOSS - PP	P O RED GLOSS PP	SIGNAL RED GLOSS PP	WINE RED GLOSS PP		
SATIN FINISH	MRP BROKEN WHITE SATIN	WHITE SATIN	SIGNAL WHITE SATIN - 2	PURE WHITE SATIN - 2	SKY BLUE SATIN -2
KANGAROD BLUE SATIN	LISTA BLUE SATIN	PARROT GREEN SATIN	RELIANCE GREEN SATIN	WATER GREEN SATIN	CREAM SATIN
LIGHT BEIGE SATIN	IVORY SATIN	SAND BEIGE SATIN - 2	WOOD YELLOW SATIN	YELLOW ORANGE SATIN	BEIGE BROWN SATIN
LIGHT ORANGE SATIN	RAL 7035 SATIN	PEBBLE GREY SATIN	SIGNAL GREY SATIN	STEEL GREY SATIN	LIGHT ADMIRALTY GREY SATIN
LIGHT GREY SATIN-3	BLACK SATIN - 806	PARA BLACK SATIN	BLACK SATIN - 803	PURE WHITE SATIN PP	CREAM SATIN PP
GREY WHITE SATIN PP	IVORY CLASSIC SATIN PP	INDIA BROWN SATIN PP	BCB SATIN PP	NUT BROWN SATIN PP	TRAFFIC RED SATIN PP
RAL 7035 SATIN PP	PURPLE RED SATIN PP	BLACK SATIN - 805 PP	BLACK SATIN 1805 PP		

WWW.EXCELLELEVATORS.IN

excelelevators@gmail.com



ANDHRA PRADESH

D.No.: 39-2-19/A12, Sri Sai Nilayam, Surya Estates, Pichaiah Street,
Labbipet, Vijayawada - 500 010
Call: +91 96666 22461 / 84999 90169

TELANGANA

H.No.: 11-1-2/2, Samatha Nagar, Balanagar, Hyderabad - 500 018
Call : +91 84999 90926 / 84999 90936

BANGALORE

New 1439, Old 50, 1st Cross, Anatharam Reddy Layout,
Chinnappanahalli, Bangalore - 560 037
Call: +91 96666 22461 / 96664 42070

Chiranjeevi .K - +91 9666442070

Managing Director

SALES, SERVICE & MODERNISATION OF ELEVATORS

- | | | | |
|--------------------|-------------------|----------------------------|--|
| Range of Elevators | • Passenger Lift | Elevator Parts and Equip., | • Elevator Cabins |
| | • Goods Lift | | • Elevator Doors |
| | • Hospital Lift | | • Elevator Gear Machines |
| | • Hydraulic Lift | | • Accessories and Spare Parts |
| | • MRL Lift | | • Electrical and Electronic Components |
| | • Dumbwaiter Lift | | |